



Ade Atunrase  
SAFETY PROGRAM MANAGEMENT (OSHT2309 80232E)

## BC Survey - Results 2023 Fall II (8 week II), SAFETY PROGRAM MANAGEMENT

Dear Instructor,

Below are the 2023 Fall II (8 week II) survey results for "SAFETY PROGRAM MANAGEMENT (OSHT2309 80232E)".

The overall indicator is listed first.

The second part of the analysis lists the average values of all individual questions.

Comments are listed at the report's end.

If you have any further questions, please reach out to a member of PIER.

Best regards,

Robert Wood  
Assistant Research Analyst  
Brazosport College  
500 College Drive  
Lake Jackson, TX 77566  
(979)-230-3189  
robert.wood@brazosport.edu

Ade Atunrase  
2023 Fall II (8 week II)  
SAFETY PROGRAM MANAGEMENT (OSHT2309 80232E)  
No. of responses = 5



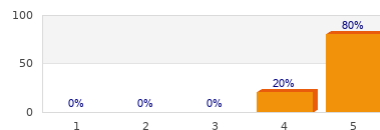
## Survey Results

### 3. Level of Agreeance:

3.1) Instructions for course activities and assignments were clear.	strongly disagree	<table><tr><th>Rating</th><th>Percentage</th></tr><tr><td>1</td><td>0%</td></tr><tr><td>2</td><td>0%</td></tr><tr><td>3</td><td>0%</td></tr><tr><td>4</td><td>40%</td></tr><tr><td>5</td><td>60%</td></tr></table>	Rating	Percentage	1	0%	2	0%	3	0%	4	40%	5	60%	strongly agree	n=5 av.=4.6 md=5 dev.=0.5
Rating	Percentage															
1	0%															
2	0%															
3	0%															
4	40%															
5	60%															
3.2) The workload in this course was well distributed throughout the term.	strongly disagree	<table><tr><th>Rating</th><th>Percentage</th></tr><tr><td>1</td><td>0%</td></tr><tr><td>2</td><td>0%</td></tr><tr><td>3</td><td>20%</td></tr><tr><td>4</td><td>20%</td></tr><tr><td>5</td><td>60%</td></tr></table>	Rating	Percentage	1	0%	2	0%	3	20%	4	20%	5	60%	strongly agree	n=5 av.=4.4 md=5 dev.=0.9
Rating	Percentage															
1	0%															
2	0%															
3	20%															
4	20%															
5	60%															
3.3) The course was delivered as outlined in the syllabus.	strongly disagree	<table><tr><th>Rating</th><th>Percentage</th></tr><tr><td>1</td><td>0%</td></tr><tr><td>2</td><td>0%</td></tr><tr><td>3</td><td>20%</td></tr><tr><td>4</td><td>20%</td></tr><tr><td>5</td><td>60%</td></tr></table>	Rating	Percentage	1	0%	2	0%	3	20%	4	20%	5	60%	strongly agree	n=5 av.=4.4 md=5 dev.=0.9
Rating	Percentage															
1	0%															
2	0%															
3	20%															
4	20%															
5	60%															
3.4) Assessments/exams were based on material covered in assignments, readings, lectures, videos, group activities, etc.	strongly disagree	<table><tr><th>Rating</th><th>Percentage</th></tr><tr><td>1</td><td>0%</td></tr><tr><td>2</td><td>0%</td></tr><tr><td>3</td><td>0%</td></tr><tr><td>4</td><td>40%</td></tr><tr><td>5</td><td>60%</td></tr></table>	Rating	Percentage	1	0%	2	0%	3	0%	4	40%	5	60%	strongly agree	n=5 av.=4.6 md=5 dev.=0.5
Rating	Percentage															
1	0%															
2	0%															
3	0%															
4	40%															
5	60%															
3.5) The instructor made learning relevant to my field of study, career, or degree.	strongly disagree	<table><tr><th>Rating</th><th>Percentage</th></tr><tr><td>1</td><td>0%</td></tr><tr><td>2</td><td>0%</td></tr><tr><td>3</td><td>0%</td></tr><tr><td>4</td><td>40%</td></tr><tr><td>5</td><td>60%</td></tr></table>	Rating	Percentage	1	0%	2	0%	3	0%	4	40%	5	60%	strongly agree	n=5 av.=4.6 md=5 dev.=0.5
Rating	Percentage															
1	0%															
2	0%															
3	0%															
4	40%															
5	60%															
3.6) The instructor used a variety of instructional methods (examples: group discussions, student presentations, student activities, lab activities, online discussions, video assignments, case studies, etc.)	strongly disagree	<table><tr><th>Rating</th><th>Percentage</th></tr><tr><td>1</td><td>0%</td></tr><tr><td>2</td><td>0%</td></tr><tr><td>3</td><td>0%</td></tr><tr><td>4</td><td>40%</td></tr><tr><td>5</td><td>60%</td></tr></table>	Rating	Percentage	1	0%	2	0%	3	0%	4	40%	5	60%	strongly agree	n=5 av.=4.6 md=5 dev.=0.5
Rating	Percentage															
1	0%															
2	0%															
3	0%															
4	40%															
5	60%															
3.7) The instructor provided timely feedback on my assignments.	strongly disagree	<table><tr><th>Rating</th><th>Percentage</th></tr><tr><td>1</td><td>0%</td></tr><tr><td>2</td><td>0%</td></tr><tr><td>3</td><td>0%</td></tr><tr><td>4</td><td>20%</td></tr><tr><td>5</td><td>80%</td></tr></table>	Rating	Percentage	1	0%	2	0%	3	0%	4	20%	5	80%	strongly agree	n=5 av.=4.8 md=5 dev.=0.4
Rating	Percentage															
1	0%															
2	0%															
3	0%															
4	20%															
5	80%															
3.8) The instructor exhibited professional behavior, treated students respectfully, and used appropriate language during class.	strongly disagree	<table><tr><th>Rating</th><th>Percentage</th></tr><tr><td>1</td><td>0%</td></tr><tr><td>2</td><td>0%</td></tr><tr><td>3</td><td>0%</td></tr><tr><td>4</td><td>20%</td></tr><tr><td>5</td><td>80%</td></tr></table>	Rating	Percentage	1	0%	2	0%	3	0%	4	20%	5	80%	strongly agree	n=5 av.=4.8 md=5 dev.=0.4
Rating	Percentage															
1	0%															
2	0%															
3	0%															
4	20%															
5	80%															

3.9) The instructor provided grades within the stated timeframe.

strongly disagree

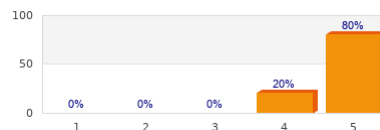


strongly agree

n=5  
av.=4.8  
md=5  
dev.=0.4

3.10) The instructor was accessible to answer questions and explain material outside of class according to office hours.

strongly disagree



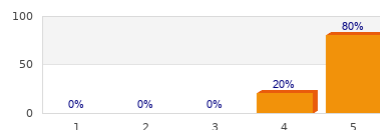
strongly agree

n=5  
av.=4.8  
md=5  
dev.=0.4

#### 4. Overall Satisfaction With This Course:

4.1) Please rate your overall satisfaction with the learning experience in this course.

Very Dissatisfied



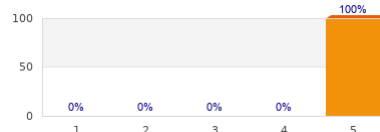
Very Satisfied

n=5  
av.=4.8  
md=5  
dev.=0.4

#### 5. Course Recommendation:

5.1) How likely are you to recommend this course with this instructor to a friend?

Very Unlikely



Very Likely

n=5  
av.=5  
md=5  
dev.=0

#### 7. Student Demographics:

7.1) How many credits have you completed toward your degree or certificate?

0 - 30 completed credits  100%

n=5

31 - 60 completed credits  0%

61 - 90 completed credits  0%

91 + completed credits  0%

7.2) This course is instructed as:

a face-to-face course  20%

n=5

a hybrid/blended course (a combination of face-to-face and online instruction)  80%

an online synchronous (students are required to participate online at a specific time)  0%

an online asynchronous (students view course materials at any time)  0%

7.3) This term I am currently enrolled in:

5 or less credit hours  20%


n=5

6 - 8 credit hours  80%


9 - 11 credit hours  0%

12 or more credit hours  0%

7.4) My current major is:



7.5) I am currently a high school student taking college courses.



## Comments Report

### 2. More Than One Instructor:

2.1) If your course had more than one instructor. in the box type the name of the instructor you are assessing. If your course only had one instructor, skip this question.

■ AATUNRASE

### 6. Open Response:

6.1) What are the strengths of this course?

- Everything was fine
- Good
- overall good teaching

6.2) What changes would you recommend that would improve this course?

- More explanation of homework pre task plans
- None

6.3) Any further, constructive comments?

- No (2 Counts)